



AIRCRAFT SERIES TIRE CHANGER



TRUCK SERIES TIRE CHANGER



MOTORCYCLE SERIES TIRE CHANGER



ENGINEER VEHICLE TIRE CHANGER



CAR SERIES TIRE CHANGER



China Bright Technology Co.,LTD.

www.worldbright.com



M806

Motorcycle tire changer

Motorcycle tire changer



960MM
Max Wheel Diameter



3"-10"
Rim Width




6"-24"
Outside Clamp



7RPM
Rotation Speed

1. Specially designed tire changer for two and four wheel motorcycle tires
2. Plastic clamping jaw covers protect the rim from damage.
3. Special tool head designed specifically for easy mounting & dismounting of motorcycle tires of all sizes
4. The shape of the bead breaker blade will easily break the bead of small, narrow and standard motorcycle tires
5. The sliding clamping jaws have three positions that will cover from 6" - 24" rims



960MM
Max Wheel Diameter



3"-12"
Rim Width



12"-22"
Inside Clamp



10"-18"
Outside Clamp

Swing Arm Car Tire Changer

Swing Arm Car Tire Changer



Technical Feature
High quality mount/demount foot designed for all standard, low profile and four wheel drive tires.



Technical Feature
Removable front cover allows easy access to the pedal assembly.



Technical Feature
Powerful bead breaker with adjustable blade angles to cover the complete range of passenger vehicles.

Specifications

Max Wheel Diameter	960mm
Machine Weight	175KG
Rim Width	3"-10"
Power	0.75-1.1KW
Inside Clamp	6"-24"
Outside Clamp	10"-18"
Rotation Speed	7rpm
Quantity in 20" Container	34
Quantity in 40" Container	72

» www.worldright.com



LC810

1. High quality mount/demount foot will not distort or break under load and will provide years of service.
2. Plastic inserts can be easily fitted to the mount/demount foot when working with alloy wheels
3. Top quality clamping jaws will perform under all work loads without failure
4. Optional Motorcycle/ATV (All Terrain Vehicle) adapters can be easily fitted to increase or decrease the clamping range by 4 inches
5. Space saving and cost efficient swing arm design
6. Plastic clamping jaw covers prevent damage to alloy wheels
7. The customer can optional equip the plastic tool head according to the requirement.



» www.worldright.com



LC8106

Swing Arm Car Tire Changer

Swing Arm Car Tire Changer

- 1.High quality mount/demount foot will not distort or break under load and will provide years of service.
- 2.Plastic inserts can be easily fitted to the mount/demount foot when working with alloy wheels
- 3.Top quality clamping jaws will perform under all work loads without failure
- 4.Optional Motorcycle/ATV (All Terrain Vehicle) adapters can be easily fitted to increase or decrease the clamping range by 4 inches
- 5.Space saving and cost efficient swing arm design
- 6.Plastic clamping jaw covers prevent damage to alloy wheels
- 7.Italian Manufactured water trap and auto oiler
- 8.Stainless steel bead breaking cylinder
- 9.The customer can optional equip the plastic tool head according to the requirement.



1000MM
Max Wheel Diameter



4-12"
Rim Width



12-24"
Inside Clamp



10-20"
Outside Clamp



Technical Feature
The design of the bead breaker blade allows for fast and safe bead breaking



Technical Feature
The 20° Turn table is fitted with protective cover to eliminate wheel damage



Technical Feature
The main tool arm is easily adjustable to suit a wide range of rim and tire sizes

Specifications

➤ Max Wheel Diameter	1000mm
➤ Machine Weight	175KG
➤ Rim Width	4-12"
➤ Power	0.75-1.1KW
➤ Inside Clamp	12-24"
➤ Outside Clamp	10-20"
➤ Rotation Speed	7rpm
➤ Quantity in 20' Container	12
➤ Quantity in 40' Container	24

➤ www.worldbright.com



Swing Arm Car Tire Changer

Swing Arm Car Tire Changer

- 1250MM
Max Wheel Diameter
- 3-15"
Rim Width
- 12-24"
Inside Clamp
- 10-20"
Outside Clamp



Technical Feature
Removable front cover allows easy access to the pedal assembly



Technical Feature
Optional wear resistance slides and CE certification ensure quality and performance of this model



Technical Feature
High quality mount/demount foot will not distort or break under load and will provide years of service.

Specifications

➤ Max Wheel Diameter	1250mm
➤ Machine Weight	230KG
➤ Rim Width	3-15"
➤ Power	0.75-1.1KW
➤ Inside Clamp	12-24"
➤ Outside Clamp	10-20"
➤ Rotation Speed	7rpm
➤ Quantity in 20' Container	20
➤ Quantity in 40' Container	44

➤ www.worldbright.com



LC890

Swing Arm Car Tire Changer

Swing Arm Car Tire Changer

- 1.High quality mount/demount foot will not distort or break under load and will provide years of service.
 - 2.Plastic inserts can be easily fitted to the mount/demount foot when working with alloy wheels
 - 3.Top quality clamping jaws will perform under all work loads without failure
 - 4.Optional Motorcycle/ATV (All Terrain Vehicle) adapters can be easily fitted to increase or decrease the clamping range by 4 inches
 - 5.Space saving and cost efficient swing arm design
 - 6.Plastic clamping jaw covers prevent damage to alloy wheels
- The customer can optional equip the plastic tool head according to the requirement.





8901T

Swing Arm Car Tire Changer

Swing Arm Car Tire Changer

- 1.High quality rountdemount foot will not distort or break under load and will provide years of service.
- 2.Plastic Inserts can be easily fitted to the mount/demountfoot when working with alloy wheels
- 3.Top quality clamping jaws will perform under all work loads without failure
- 4.Optional, Motorcycle/ATV (All Terrain Vehicle) adapters can be easily fitted to increase or decrease the clamping range by 4 inches
- 5.Space saving and cost efficient swing arm design
- 6.Plastic clamping jaw covers prevent damage to alloy wheels
- 7.Fast inflation air blast system with jets fitted in the clamping jaws
- 8.The customer can optional equip the plastic tool head according to the requirement.



1250MM
Max Wheel Diameter



3"-15"
Rim Width



12"-24"
Inside Clamp



10"-20"
Outside Clamp



Technical Feature
Fast inflation air blast system with jets fitted in the clamping jaws help to blast the tire head onto the rim



Technical Feature
Removable front cover allows easy access to the pedal assembly



Technical Feature
Optional wear resistance slides and CE certification ensure quality and performance of this model.

Specifications

- Max Wheel Diameter 1260mm
- Machine Weight 230KG
- Rim Width 3"-15"
- Power 0.75-1.1KW
- Inside Clamp 12"-24"
- Outside Clamp 10"-20"
- Rotation Speed 7rpm
- Quantity in 20' Container 20
- Quantity in 40' Container 44

➤ www.worldbright.com

Tilt-back Car Tire Changer

Tilt-back Car Tire Changer



1040MM
Max Wheel Diameter



3"-12"
Rim Width



12"-24"
Inside Clamp



10"-20"
Outside Clamp



Technical Feature
The detachable protective cover makes the maintenance more convenient.



Technical Feature
The diameter of the quadric shaft and hexanguler shaft is increased. This enhances the strength of tire dismounting/rounding. And it is also equipped with the rolling bearing which guarantees the shaft not easy to be crushed for long time of use.



Technical Feature
The tool head of special material is not easy to be deformed and cracked. This can effectively guarantee the life of the user.



Technical Feature
The turntable is equipped with the protective cover improving the level of the machine and makes it more attractive and the scale is equipped on the protective cover.

Specifications

- Max Wheel Diameter 1040mm
- Machine Weight 240KG
- Rim Width 3"-12"
- Power 0.75-1.1KW
- Inside Clamp 12"-24"
- Outside Clamp 10"-20"
- Rotation Speed 7rpm
- Quantity in 20' Container 24
- Quantity in 40' Container 52

➤ www.worldbright.com



1CB85A

- 1.Semi automatic tire changer, the tilt backward and forward of the column and the lock of the column can be completed pneumatically.
- 2.The design of the pedal assembly is removable. It is easy to maintenance and exchange.
- 3.The quick deflate valves are installed in front of the rear of the bead breaker cylinder, the one-side movement can be completed in about 2-3 seconds.
- 4.The horizontal arm adopts 55mm quadric shaft, securing the bead resistance strength of the horizontal arm.
- 5.The customer can optional equip the plastic tool head according to the requirement.
- 6.The jaw adopts the special steel with the feature of solid and durable.
- 7.It adopts S41 hexanguler shaft securing the bend resistance strength of the hexanguler shaft.
- 8.IT model is equipped with the quick inflation device to increase the inflation efficiency of the tire.



➤ www.worldbright.com





8871T

Tilt-back Car Tire Changer

Tilt-back Car Tire Changer



1030MM
Max Wheel Diameter



3-15"
Rim Width



13-26"
Inside Clamp



10-24"
Outside Clamp



Technical Feature
The application of the pneumatic spring can make the operation more convenient.



Technical Feature
The turntable is equipped with the protective cover improving the level and beautiful of the machine.



Technical Feature
The dual speed motor is standard parts and can be automatic adjusted.




Technical Feature
The diameter of quadric shaft and hexagonal shaft becomes bigger. This increase the power of dismount /mount operation.

Specifications

- Max Wheel Diameter 1030mm
- Machine Weight 260KG
- Rim Width 3-15"
- Power 0.8-1.1KW
- Inside Clamp 13'-26"
- Outside Clamp 10'-24"
- Rotation Speed 7-13rpm
- Quantity in 20' Container 20
- Quantity in 40' Container 42

➤ www.worldbright.com



Tilt-back Car Tire Changer

Tilt-back Car Tire Changer



1040MM
Max Wheel Diameter



3-12"
Rim Width



12-24"
Inside Clamp



10-20"
Outside Clamp



Technical Feature
The detachable protective cover makes the maintenance more convenient.



Technical Feature
It has the blast inflation function to realize the fast inflation when dismount/mount the stiff tire and the relative large tire.



Technical Feature
The diameter of the quadric shaft and hexagonal shaft is increased. This enhances the strength of the dismounting/mounting. And it is also equipped with the rolling bearing which guarantees the shaft not easy to be crushed for long time of use.



Technical Feature
It is equipped with the inflation box for direct viewing the inflation pressure.

Specifications

- Max Wheel Diameter 1040mm
- Machine Weight 240KG
- Rim Width 3-12"
- Power 0.75-1.1KW
- Inside Clamp 12'-24"
- Outside Clamp 10'-20"
- Rotation Speed 7rpm
- Quantity in 20' Container 20
- Quantity in 40' Container 42

➤ www.worldbright.com


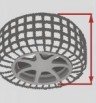





8851TA

1. Semi automatic tire changer, the tilt backward and forward of the column and the lock of the column can be completed pneumatically.
2. The design of the pedal assembly is removable. It is easy to maintenance and exchange.
3. The quick deflate valves are installed in front of/at the rear of the head breaker cylinder, the one-side movement can be completed in about 2-3seconds.
4. The horizontal arm adopts 55mm quadric shaft securing the bend resistance strength of the horizontal arm.
5. The customer can optional equip the plastic tool head according to the requirement.
6. The jaw adopts the special steel with the feature of solid and durable.
7. It adopts S41 hexangular shaft securing the bend resistance strength of the hexangular shaft.
8. IT model is equipped with the quick inflation device to increase the inflation efficiency of the tire.



8951T+P1330A+AL335 TILT-BACK CAR TIRE CHANGER

	»» Function Introduction
 <p>1200MM Max Wheel Diameter</p>	 <p>Technical Feature It is equipped with the protective rod avoiding the mis-operation.</p>
 <p>4-15" Rim Width</p>	 <p>Technical Feature Bead breaker arm featured with the two level adjust resulting more bead breaking power when mounting/dismounting different size tires.</p>
 <p>15-26" Inside Clamp</p>	 <p>Technical Feature There are wear-resistance washer complied with OE standard can make the operation more safely.</p>
 <p>13-24" Outside Clamp</p>	 <p>Technical Feature The angle of the blade connect shaft can be adjustable to make the bead breaking more convenient when mount/dismount different size of tire.</p>
 <p>7RPM Rotation Speed</p>	<p>Specifications</p> <ul style="list-style-type: none"> » Max Wheel Diameter 1200mm » Machine Weight 355KG » Rim Width 4"-15" » Power 0.75-1.1KW » Inside Clamp 15"-26" » Outside Clamp 13"-24" » Rotation Speed 7rpm » Quantity in 20" Container 8 » Quantity in 40" Container 16



8951T+P1330A+AL335 TILT-BACK CAR TIRE CHANGER


Function Introduction

1. Semi automatic tire changer, the tilt backward and forward of the column and the lock of the column can be completed pneumatically.
2. The design of the pedal assembly is removable. It is easy to maintain and exchange.
3. The quick deflate valves are installed in front of the rear of the bead breaker cylinder, the one-side movement can be completed in about 2-3seconds.
4. Horizontal arm adopts 55mm quadric shaft securing the anti-bend strength.
5. Claw with the plastic cover is used to protect the rim.
6. Jaw of special material is solid and durable.
7. The use of S41 hexangular shaft secures the anti-bend strength of the hexangular shaft.
8. IT model with the quick inflation device improves the inflation efficiency.
9. Column adopts the double bend process is very strong.
10. The bead breaker arm has two travel.
11. Turnable is equipped with the standard accessories of wear-resistance washer and scale.
12. Horizontal arm is equipped with the horizontal lock cylinder the lock of which is better.





8971T+P1330A+AL335 TILT-BACK CAR TIRE CHANGER

<p>» Function Introduction</p>  <p>1200MM Max Wheel Diameter</p> <p>4"-15" Rim Width</p>	<p>» Technical Feature</p>  <p>Technical Feature</p> <p>It is equipped with the protective rod avoiding the mis-operation.</p>  <p>Technical Feature</p> <p>Bead breaker arm featured with the two level adjust resulting more bead breaking power when mounting/dismounting different size tires.</p>  <p>Technical Feature</p> <p>There are wear-resistance washer complied with CE standard, can make the operation more safely.</p>  <p>Technical Feature</p> <p>The angle of the bead connect shaft can be adjustable to make the bead breaking more convenient when mount/dismount different size of tire.</p>
<p>17"-26" Inside Clamp</p> <p>14"-26" Outside Clamp</p> <p>7RPM Rotation Speed</p>	<p>Specifications</p> <ul style="list-style-type: none"> » Max Wheel Diameter 1200mm » Machine Weight 360KG » Rim Width 4"-15" » Power 0.75-1.1KW » Inside Clamp 17"-26" » Outside Clamp 14"-26" » Rotation Speed 7rpm » Quantity in 20' Container 8 » Quantity in 40' Container 16



8971T+P1330A+AL335 TILT-BACK CAR TIRE CHANGER

Function Introduction

1. Semi automatic tire changer, the tilt backward and forward of the column and the lock of the column can be completed pneumatically.
2. The design of the pedal assembly is removable. It is easy to maintain and exchange.
3. The quick deflate valves are installed in front of the rear of the bead breaker cylinder, the one-side movement can be completed in about 2-3seconds.
4. Horizontal arm adopts 59mm quadric shaft securing the anti-bend strength.
5. Claw with the plastic cover is used to protect the rim.
6. Jaw of special material is solid and durable.
7. The use of S41 hexangular shaft secures the anti-bend strength of the hexangular shaft.
8. If model with the quick inflation device improves the inflation efficiency.
9. Column adopts the double bead process is very strong.
10. The bead breaker arm has two travel.
11. Turntable is equipped with the standard accessories of wear-resistance washer and scale.
12. Horizontal arm is equipped with the horizontal lock cylinder the lock of which is better.





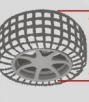
89817A FULL AUTOMATIC CAR TIRE CHANGER



Function Introduction



1200MM
Max. Wheel Diameter



5-15"
Rim Width



14-28"
Inside Clamp




584KG
Machine Weight



7-13RPM
Rotation Speed



OPTIONAL ACCESSORY
Universal adaptor The presser roller



STANDARD ACCESSORY
Cone and cone protective cover



Control and chuck protective cushion



Tire pressing device
ECF extension shaft and turn protective cover
Plastic demount tool head

www.worldright.com

Technical Feature



Technical Feature
It is equipped with the camera which makes us dismount the tire more convenient by viewing the images.



Technical Feature
It is equipped with the LCD liquid crystal display.



Technical Feature
It is equipped with the automatic lift function and you do not need to worry about the problem of mount large size tires.



Technical Feature
Adjust the extend arm of the lifting device according to the different size of the tire. Select 5 different suitable sizes of central cone to fit the quick nut, you can clamp the tire fast and position the rtr accurately.

Specifications

- > Max Wheel Diameter 1200mm
- > Machine Weight 584KG
- > Rim Width 5"-15"
- > Power 0.8-1.2KW
- > Inside Clamp 14"-28"
- > Rotation Speed 7-13rpm
- > Quantity in 20' Container 4
- > Quantity in 40' Container 8



Technical Feature
It is equipped with the tool head of nylon. The connect shaft is more convenient by viewing the images.



Technical Feature
The incorporated helper can automatic adjust the angle and position of the helper to make you dismount the tire more conveniently.



Technical Feature
It is equipped with the hand-hold blast inflation to realize the quick inflation.



Technical Feature
The main shaft has three step heights. It can choose the different height according to the tire's width to extend the mounting range.

89817A LEVERLESS TIRE CHANGER

Function Introduction

1. Conic center chuck with the protective cover and cones of 5 types, making the positioning of various rims very accurate and the clamp is very fast.
2. Helper with the double tire press disk, automatic rotate, with the scale positioning very accurate and optional equip the plastic too head.
3. With the tool box making the store of the tire accessory and tool very convenient.
4. Standard equip the hand-hold blast inflation device make the effect of the inflation very well.
5. With the SR905 wheel lift, lifting the tire of very big and very heavy easily.
6. The chuck has 3 positions, by which you can select the suitable thickness of the tire.
7. Camera can monitor the process of dismount/mount of the tire from the bottom.
8. Dual speed function improve the working efficiency.
9. The structure without the turntable, making the mounting of the rims fast without damaging the rims.
10. The installation of the helper, making the mounting of the tires easily.
11. Levelless structure makes the operation easily.





898F FULL AUTOMATIC CAR TIRE CHANGER



»» Function Introduction



980MM
Max Wheel Diameter

»» Technical Feature



Technical Feature
The simple design of the console makes your operation more convenient.



Technical Feature
It is equipped with the tool head of nylon and the tool head can rotate manually.



Technical Feature
It is featured with the automatic lift function and you need not worry about the problem of tire mounting.



Technical Feature
It is equipped with the inflation box.



Technical Feature
This machine is a full automatic tire changer featured with low price and powerful use.

Specifications


»» Max Wheel Diameter	980mm
»» Machine Weight	305KG
»» Rim Width	5"-14"
»» Power	0.8-1.1KW
»» Inside Clamp	13"-24"
»» Rotation Speed	7rpm
»» Quantity in 20' Container	4
»» Quantity in 40' Container	9



898F LEVERLESS TIRE CHANGER

Function Introduction

- 1.The quick deflate valves are installed in front of the rear of the head breaker cylinder, the one-side movement can be completed in about 2-3seconds.
- 2.Standard equip the hand-held blast inflation device make the effect of the inflation very well.
- 3.With the tire lift to decrease the labour force.
- 4.Helper make the mount of the tire easily.
- 5.The structure without the turntable, making the mount of the rim fast and without damaging the rim.






B-433



IT700



B-833



BB700



ANM200



TIW2200+WT



BB700 Hand Breaker

It is the horizontal hand breaker for the car tire with spring roller and assessor car tire. Improve the safety of the safety operation on the car. Assessor car tire with the ring of the tire, assessor car tire with the ring of the blade cover of nylon. The work efficiency is improved for the wheel turning plate.

L: 1200mm W: 650mm H: 1550mm



IT700 Inflation Station

The inflation station is equipped with the special O-3 system.

- With safety protective function
- With safety protective function

Assessor car tire with the ring of the tire, assessor car tire with the ring of the blade cover of nylon. The work efficiency is improved for the wheel turning plate.

Max Pressure: Bar L: 1150mm W: 1000mm H: 850mm
Max Wheel Diameter: 500mm



Model B-L-1400 (Optional)

2-Wheel hokey. You can carry many tires one time.



Model B-L-5275 (Optional)

Truck Tire Spreader

Technical Specification

Max. 49.275 T
Voltage 110V 220V/50/60HZ/110V/50/60HZ
Air Pressure 850 X 340 X 1495H
Qty: 20/ 40 container
3895x 1895x 1895



Model B-L-1250 (Optional)

Name of Term: Mobile Tire & Wheel Lift
Max Lifting Height: 830mm
Car Tire Size: 184X 230X 220mm
700 X 500 X 330mm
10895x 21065x 1895x 21065x



Model B-L-1400 (Optional)

Name of Term: Tire Changer Caddy
Features: 44 Spots
Gross Weight: 90.00KGS
Dimension: 700 X 1800 X 2350mm
1895x 4895x 1895x
Qty: 20/ 40 container



Model B-L-P210 (Optional)

Name of Term: Tire Repair Cabinet
Dimensions: 1000X700X800MM
Car Tire Size: 1000X700X800MM
Weight: 59KG



Model WR40 (Optional)

Name of Term: Brushing Part Cabinet
Description: Belt and brush
Dimension: 600 (L) X 600 (W) X 2300mm (H)
Weight: 630 X 600 X 1400mm



B-833 Wheel Lift

It is a wheel lift of compact, economic and practical. It is equipped in the tire line to help the lift and drop of the tire to save the labor of the operator. The maximum capacity is 50kg.

Max Lift Capacity: 450mm



Model B-L-5275 (Optional)

Name of Term: Car Tire Spreader
Technical Specification

Max. 49.275 T
Voltage 110V 220V/50/60HZ/110V/50/60HZ
Air Pressure 850 X 340 X 1495H
Qty: 20/ 40 container
3895x 1895x 1895



Model B-L-1400 (Optional)

Name of Term: Tire Changer Caddy
Features: 44 Spots
Gross Weight: 90.00KGS
Dimension: 700 X 1800 X 2350mm
1895x 4895x 1895x
Qty: 20/ 40 container



Model WR60 (Optional)

Name of Term: Weight Tire Dolly
Dimension: 1380 X 410 X 410mm
Weight: 48kg
Car Tire Size: 1380 X 410 X 410mm
Qty: 20/ 40 container



ANM200 Automatic Wheel Lift (Optional)

Increase the dimension: 300CM 600CM 900CM




Model B-L-M275 (Optional)

Name of Term: Manual Vertical Tire Spreader
Features: 305 Spread Top Adjustable Tire Spreader, 48 Arms
Dimension: 590 X 530 X 1040mm
1595x 1595x 1595x
Qty: 20/ 40 container



Model B-L-1500 (Optional)

Name of Term: Tire Changer Caddy
Features: 61 Spots
Gross Weight: 120kg
Dimension: 880 X 118 X 180mm



Model B-L-C300 (Optional)

Name of Term: Tool Cabinet
Dimensions: 820X400X700MM
Car Tire Size: 750X410X210MM
Weight: 20KG



Model W4 (Optional)

1-Wheel dispenser for the 4 wheels of one car, with the clear indication.

L: 1650mm W: 570mm H: 1880mm



Model B-L-T180 (Optional)

Name of Term: Manual Opened Truck Tire Hand Trucks
Features: 700 X 1520 X 500mm
Car Tire Size: 1840 X 230mm
Packaging: 2895x 1895x 1895x
Qty: 20/ 40 container



Model B-L-1800 (Optional)

Name of Term: OTR Wheel Dolly
Car Tire Size: 1310X600X850MM
Weight: 120kg



Model B-L-C310 (Optional)

Name of Term: Tool Cabinet
Dimensions: 820X400X700MM
Car Tire Size: 750X410X210MM
Weight: 20KG



Model W1 (Optional)

2-Wheel rack. By it, position the wheel on the dispenser.

L: 1500mm W: 400mm H: 540mm



Model B-L-780 (Optional)

Name of Term: Car Tire Test Rack
Features: 200mm
Dimensions: 920 X 820 X 880mm
Max Wheel Width: 850 X
Packaging: 4500x 980x3



Model B-L-500 (Optional)

Name of Term: Truck Tire Inflation Cap
Features: Handles Tires up thru
Dimension: 1200x240x900mm
Weight: 21.5kg
Net Weight: 159kg
Car Tire Size: 1380X700X170MM



Model B-L-500 (Optional)

Name of Term: Truck Tire Inflation Cap
Features: Handles Tires up thru
Dimension: 1200x240x900mm
Weight: 21.5kg
Net Weight: 159kg
Car Tire Size: 1380X700X170MM

Truck tire Changer

Truck tire Changer



1500MM
Max Wheel Diameter



760MM
Wheel Width



14"-26"
Internal Clamp



1.8KW
Power



Technical Feature
The tool head and hand breaking disk can rotate to make it convenient to adjust the position to dismount/mount the tire.



Technical Feature
The special design of the clamping jaw can guarantee the fix of the rim.



Technical Feature
The tool arm with the two position of adjustment can execute the appropriate adjustment when dismount/mount different size of tires.



Technical Feature
The design of the electrical cabinet complies with the CE certificate standard.

Specifications

- Max Wheel Diameter 1500mm
- Machine Weight 561 KG
- Wheel Width 760mm
- Power 1.8KW
- Internal Clamp 14"-26"
- Rotation Speed 6
- Working Pressure 150bar
- Quantity in 20' Container 6
- Quantity in 40' Container 16

➤ www.worldright.com



LG588

TRUCK TIRE CHANGER

Function Introduction

1. It is used to mount/dismount the drop center rim/ tubeless wheel / wheel with ring of the passenger car/ truck/ agriculture vehicle / industrial vehicle.
2. It is equipped with the hydraulic driven carriage making the tire moving on the tire changer without man power.
3. The small and portable console is very convenient to observe from different views avoiding the mis-operation in the process of operation.



LG588



Truck tire Changer

Truck tire Changer



1280MM
Max Wheel Diameter



700MM
Wheel Width



13"-26"
Internal Clamp



1.8KW
Power



Technical Feature
It is equipped with the nylon jaw protective covering. You no need to worry about to scratch the aluminum alloy rim.



Technical Feature
Tool arm with the automatic tilt-back function.



Technical Feature
Two guide rail and move in two direction to improve the work efficiency.

Specifications

➤ Max Wheel Diameter	1280mm
➤ Machine Weight	610KG
➤ Wheel Width	700mm
➤ Power	1.8KW
➤ Internal Clamp	13"-26"
➤ Rotation Speed	≈6.5
➤ Working Pressure	150bar
➤ Quantity in 20' Container	6
➤ Quantity in 40' Container	14

➤ www.worldbright.com




LC586

TRUCK TIRE CHANGER

Function Introduction

1. It is a automatic tire changer suitable for mounting/dismounting tubeless wheel of the van, passenger car and bus and meanwhile for mounting/dismounting the tire with ring.
2. The tool arm can automatically move horizontally and vertically.
3. The tool can manually rotate.
4. The small and portable console is very convenient to observe from different view avoiding the mis-operation in the process of operation.
5. The tool arm and the carriage move synchronously shortening the operation time and improving the working efficiency.



LC586

Truck tire Changer

Truck tire Changer



2200MM
Max Wheel Diameter



1100MM
Wheel Width



14"-56"
Internal Clamp



2,4/3,0KW
Power



Technical Feature
The tool head can rotate by 360°. This can make you operate more conveniently during operation.



Technical Feature
Tool arm with the automatic tilt-back function.



Technical Feature
The hydraulic pump is the SPX brand is originally imported from USA securing the use life of the hydraulic pump.



Technical Feature
The jaw has 3 position to mount the tire making you mount/dismount the tire more conveniently.

Specifications

Max Wheel Diameter	2200mm
Machine Weight	987KG
Wheel Width	1100mm
Power	2,4/3,0KW
Internal Clamp	14"-56"
Rotation Speed	~4,288.5
Working Pressure	150bar
Quantity in 20' Container	4
Quantity in 40' Container	10

» www.worldright.com



LC590

TRUCK TIRE CHANGER

Function Introduction

1. It is used to mount/dismount the drop center rim/ tubeless wheel / wheel with ring of the passenger car/ truck/ agriculture vehicle / industrial vehicle.
2. The tool can automatic rotate.
3. It is equipped with the hydraulic driven carriage making the tire moving on the tire changer without man power.
4. The small and portable console is very convenient to observe from different views avoiding the mis-operation in the process of operation.
5. Dual speed main shaft motor can improve the working efficiency.



LC590



Truck tire Changer

Truck tire Changer



LC589

MOBILE TRUCK TIRE CHANGER

Function Introduction

1. The size is small and weight is light(520kg) making the van carry more service tool and tire.
2. The tool can fast reach outside of the van for 19seconds and retract back inside of the van for 23seconds, making the effect of the mount/dismount similar to the operation indoors.
3. The process of mount/dismount is fast and simple, similar to the operation methods of the faced truck tire changer.
4. The weight of the console is only 8.5kg and there is the spring to protect the cable outside of the console avoiding the damage to the cable. The diameter of the spring is very small decreasing the dangerous for sliding down to the minimum. There is the emergency stop button on the console.
5. The head breaking arm has 3 position providing more choices in the process of breaking up the head.
6. After the tire changer retracting back to the inside of the van, you can use the lock device to fix the rotation device to guarantee the tire changer on the van will not move for the shake of the van avoiding the damage to the van and tire changer.
7. It is equipped with the emergency manual pump securing the tire changer can be retracted back to the inside of the van when the electrical power supply is cut off. Each valve is identified with the color. And it is equipped with the rotational lock device with the help of the reasonable design of the manual pump to make it enough to operate the emergency operation by only one operator.
8. It can mount/dismount the tire with ring and the supersingle tire with the head breaking disk.



1400MM
Max Wheel Diameter



600MM
Wheel Width



13-26"
Internal Clamp



1.1KW
Power

Specifications

➤ Max Wheel Diameter	1400mm
➤ Machine Weight	510KG
➤ Wheel Width	600mm
➤ Power	1.1KW
➤ Internal Clamp	13-26"
➤ Rotation Speed	≈ 6.5
➤ Working Pressure	150bar
➤ Quantity in 20' Container	6
➤ Quantity in 40' Container	14

➤ www.worldbright.com



Technical Feature
The tool head is incorporated with the tire press roller. You can detach the tool head and only use the tire press roller to save the assembly space.



Technical Feature
The console is equipped with the emergency brake which can realize the cut off the electricity power when mis-operation.



Technical Feature
The bracket arm of the tire press roller is equipped with the lock handle. When you do not need the operation, you can lock it.



Technical Feature
It is equipped with the emergency manual pump. You can make you return the machine to the home position and back into the van.



Technical Feature
It is equipped with the position limit lock handle. This make you can lock it after you adjust the height avoiding the change of the angle when operation.



Technical Feature
It can be installed in the van to operate mobile.



LC589



Truck tire Changer

Truck tire Changer



2500MM
Max Wheel Diameter



1400MM
Wheel Width



14"-58"
Internal Clamp



3.2/4.0KW
Power



Technical Feature
The tool head can rotate by 360°. This can make you operate more conveniently during operation.



Technical Feature
Tool arm with the automatic tilt-back function.



Technical Feature
It is equipped with the wireless console. This makes you can operate from any angle.



Technical Feature
The design of the three guide rail meets is suitable for any tire. This guarantee tool head and center of the tire always are in the same line when you operate any tire.

Specifications

Max Wheel Diameter	2500mm
Machine Weight	1500KG
Wheel Width	1400mm
Power	3.2/4.0KW
Internal Clamp	14"-58"
Rotation Speed	≈ 68/12
Working Pressure	150bar
Quantity in 20' Container	4
Quantity in 40' Container	10

» www.worldright.com



LC596

TRUCK TIRE CHANGER

Function Introduction

1. Tri-guide rail structure can guarantee the tool arm always in the center.
2. Tool head can rotate automatically.
3. The tool arm and the carriage move synchronously shortening the operation time and improving the working efficiency.
4. It is very convenient to observe from different view avoiding the mis-operation in the process of operation for the equipment of the radio remote control and the console.
5. Dual speed main shaft motor can improve the working efficiency.



BRIGHT WHEEL BALANCER



BRIGHT WHEEL BALANCER



www.worldbright.com



CB910GB

GB910GB is the machine featured with the simple design, convenient use, mature technology and stable function. As per design, we adopt the special weight tray looking beautiful and also the new style press button board increasing the performance and the level of the machine. GB910GB is the best choice in the mid-level of the car tire industry.



CAR WHEEL BALANCER

CAR WHEEL BALANCER



1000MM
Max Wheel Diameter



20"
Wheel Width



65KG
Load Capacity



200RPM
Rotation Speed



Technical Feature
The special weight tray looks attractive and with the new style press button board to improve the level of the machine.

Specifications

> Max Wheel Diameter	1000mm
> Machine Weight	110KG
> Wheel Width	20"
> Power	0.25KW
> Load Capacity	65KG
> Rotation Speed	200rpm
> Accuracy	±1g
> Quantity in 20" Container	36
> Quantity in 40" Container	76

> www.worldbright.com

CAR WHEEL BALANCER

CAR WHEEL BALANCER



1000MM
Max Wheel Diameter



20"
Wheel Width



70KG
Load Capacity



200RPM
Rotation Speed



Technical Feature
The human-oriented press button board makes the operation easy to see.

Specifications

> Max Wheel Diameter	1000mm
> Machine Weight	125KG
> Wheel Width	20"
> Power	0.25KW
> Load Capacity	70KG
> Rotation Speed	200rpm
> Accuracy	±1g
> Quantity in 20" Container	32
> Quantity in 40" Container	66

> www.worldbright.com



CB953B

Digital tube display featured with directviewing and large, super wide body and stable running.



> www.worldbright.com




CB956B CAR WHEEL BALANCER



>> Function Introduction



1200MM
Max Wheel Diameter



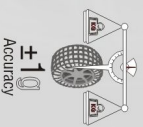
20"
Wheel Width



75KG
Load Capacity



200RPM
Rotation Speed



±1g
Accuracy

>> Technical Feature



Technical Feature
The 40mm balance shaft increases the strength and guarantees the accuracy of the machine.



Technical Feature
The foldable display can make your operation convenient and look attractive.



Technical Feature
Pedal brake



Technical Feature
The inset plastic weight tray can guarantee the quality and beauty.



Technical Feature
The 2-dimension automatic measure scale



Technical Feature
The head of the automatic scale have the function to grip the weight.

Specifications

- >> Max Wheel Diameter 1200mm
- >> Machine Weight 137KG
- >> Wheel Width 20"
- >> Power 0.25KW
- >> Load Capacity 75KG
- >> Rotation Speed 200rpm
- >> Accuracy ±1g
- >> Quantity in 20' Container 32
- >> Quantity in 40' Container 66



CB956B CAR WHEEL BALANCER

Function Introduction

2-dimension automatic measurement, multi-balancing modes and ALL* balance mode and up to 4 user mode.





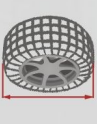
CAR WHEEL BALANCER




CB958B CAR WHEEL BALANCER



>> Function Introduction



1200MM
Max Wheel Diameter



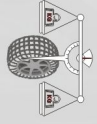
20"
Wheel Width



75KG
Load Capacity



200 RPM
Rotation Speed



±1g
Accuracy

>> Technical Feature



Technical Feature
The 40mm balance shaft increases the strength and guarantees the accuracy of the machine.



Technical Feature
The foldable display can make your operation convenient and look attractive.



Technical Feature
Pedal brake



Technical Feature
The inject plastic weight tray can guarantee the quality and beauty.



Technical Feature
The three dimension measure can save your time to input and improve the work efficiency.



Technical Feature
The head of the automatic scale have the function to grip the weight.



Technical Feature
It has the function of counting to statistic the number of the wheels your machine handles more directly.



Technical Feature
Equipped with RS-232 interface which can be connected with PC and mini printer to get a full report.

Specifications

- >> Max Wheel Diameter 1200mm
- >> Machine Weight 143KG
- >> Wheel Width 20"
- >> Power 0.25KW
- >> Load Capacity 75KG
- >> Rotation Speed 200rpm
- >> Accuracy ±1g
- >> Quantity in 20' Container 32
- >> Quantity in 40' Container 66

www.worldright.com

www.worldright.com



CB958B CAR WHEEL BALANCER

Function Introduction

1. 3-dimension automatic measurement, multi-balancing modes and ALU balance mode and up to 4 user mode
2. Automatic brake function





www.motordrive.com



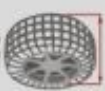
CB968B CAR WHEEL BALANCER



»» Function Introduction



1200MM
Max Wheel Diameter



20"
Wheel Width



75KG
Load Capacity



200 RPM
Rotation Speed



±10
Accuracy

»» Technical Feature



Technical Feature
The smart balance unit increases the strength and guarantees the accuracy of the machine.



Technical Feature
LCD display



Technical Feature
Brake brake



Technical Feature
The latest plastic weight for car guarantees the stability and beauty.



Technical Feature
The base scale has the function to make the position measurement which is bonded with the human-operated. In the ALU mode, the automatic scale can indicate the reference position.

Specifications

- > Max Wheel Diameter 1200mm
- > Max Wheel Weight 164KG
- > Wheel Width 20"
- > Power 0.25KW
- > Load Capacity 75KG
- > Rotation Speed 200rpm
- > Accuracy ±1g
- > Quantity in 20" Container 30
- > Quantity in 40" Container 16

www.motordrive.com



www.motordrive.com



CB968B CAR WHEEL BALANCER

Function Introduction

Liquid crystal display (LCD) provides the weight, adhesive indication function. Measured with directivity and visual.





CB4488

Truck wheel balancer

Truck wheel balancer



1200MM
Max Wheel Diameter



20"
Wheel Width



200KG
Load Capacity



100/200RPM
Rotation Speed



Technical Feature
It is equipped with the iron quick nut increasing the life of use.



Technical Feature
The human-oriented design of the press button board makes you can direct view when operation.



Technical Feature
Each machine is equipped with the lift.

Specifications

- Max Wheel Diameter 1200mm
- Machine Weight 269.5KG
- Wheel Width 20"
- Power 0.55KW
- Load Capacity 200KG
- Rotation Speed 100/200rpm
- Accuracy ±10/±10g
- Quantity in 20" Container 18
- Quantity in 40" Container 42

➤ www.worldbright.com



Truck wheel balancer

Truck wheel balancer



1200MM
Max Wheel Diameter



20"
Wheel Width



200KG
Load Capacity



100/200RPM
Rotation Speed



Technical Feature
It is equipped with the iron quick nut increasing the life of use.



Technical Feature
The human-oriented design of the press button board makes you can direct view when operation. It is also has the car/truck conversion function.



Technical Feature
Each machine is equipped with the lift.

Specifications

- Max Wheel Diameter 1200mm
- Machine Weight 269.5KG
- Wheel Width 20"
- Power 0.55KW
- Load Capacity 200KG
- Rotation Speed 100/200rpm
- Accuracy ±10/±10g
- Quantity in 20" Container 18
- Quantity in 40" Container 42

➤ www.worldbright.com



CB460B

Compatibility of car/truck wheel balancing mode.

Picture	No	Description	LC810	M806	LC810G	LC890	LC895A	890T	8851TA	887TT	895IT	897TT
	01	Quick Adaptor	1	1	1	1	1	1	1	1	1	1
	02	Jaw Cover	4	4	4	4	4	4	4	4	4	4
	03	Tool Head Cover	2	2	2	2	2	2	2	2	4	4
	04	Tool Head Washer	1	1	1	1	1	1	1	1	3	3
	05	Crowbar 20inch	1	1	1	1	1	1	1	1	1	1
	06	Grease Container Bracket	1	1	1	1	1	1	1	1	1	1
	07	Grease Container	1	1	1	1	1	1	1	1	1	1
	08	Shaft Spring	1	1	1	1	1	1	1	1	1	1
	09	Brush									1	1
	10	Blade Cover									2	2
	11	Blade Cover									1	
	12	Blade Hook									1	

Picture	No	Code	Description	C890058	C89653B	C896569	C896588	C89663B	C84488	C84603
	01	POK100-X	Weight	1	1	1	1	1	1	1
	02	APHC-850	Pliers	1	1	1	1	1	1	1
	03	PKG	Caliper	1	1	1	1	1		
	04	PFDPWPW	Bowl	1	1	1	1	1		
	05	PFDPWPWJIT	Bowl Edge	1	1	1	1	1		
	06	B-K-02.00	Quick Nut Assembly	1	1					
	07	B-P-01.03	Small Cone	1	1					
	08	B-P-01.04	Middle Cone	1	1					
	09	B-P-01.05	Large Cone	1	1					
	10	B-P-01.06	Thread Shaft	1	1					
	11	M10*160-N	Hexagonal Bolt	1	1					
	12	B-P-03.05.01	Small Cone			1	1	1		
	13	B-P-03.05.02	Middle Cone			1	1	1		
	14	B-P-03.05.03	Large Cone			1	1	1		
	15	B-P-03.06	Thread Shaft			1	1	1		
	16	PKSLMZO	40mm Quick Nut Assembly			1	1	1		
	17	B-P-02.08	Small Cone						1	1
	18	B-P-02.09	Large Cone						1	1
	19	B-P-02.10	Cone A						1	1
	20	B-P-02.11	Cone B						1	1
	21	B-P-02.12	Cone C						1	1
	22	B-P-02.13A	Hooks Range						1	1
	23	B-P-02.14A	Large Range						1	1
	24	B-P-02.01	Thread shaft						1	1
	25	B-K-03.00	Lock Nut Assembly						1	1
	26	PKG-T	Caliper (iron)						1	1

Picture	No	Code	Description	LC586	LC588	LC589	LC590	LC596
	01	LC588.13.00	Pincer	1	1	1	2	2
	02	XYS-D	Brush-4inch	1	1	1	1	1
	03	BOG-3	Crowbar 20inch	1	1	1	1	1
	04	BOG-24	Crowbar 24inch	1	1	1	1	1
	05	LC588.00.01.00A	Crowbar	1	1	1	1	1
	06	BOGT-20	Crowbar Cover 20"			1		
	07	BOGT-24	Crowbar Cover 24"			1		
	08		Oil Filling Gun			1		
	09	4000660 4000700 4000800 4000900	Ring			1		
	10	4000001	Handle			1		
	11	4707000	Tool Head			1		
	12	4000053	Pin			1		
	13	LC590.00.32.00	Extension Jaw Assembly				4	
	14	BXX029.82*2.82	590 Ring				1	

■ TIRE CHANGER FOR MOTORCYCLE OPTIONAL ACCESSORIES

Universal to all Car Tire Changers <

Ref No 6008831	MOTOR ADAPTOR	
	Turntable Mode	Motor Adaptor
<p>Overse clamp</p>	18" turntable overse clamp	6" - 14"
	18" turntable inverse clamp	12" - 20"
	20" turntable overse clamp	6" - 16"
	20" turntable inverse clamp	12" - 22"
	24" turntable overse clamp	9" - 20"
	24" turntable inverse clamp	15" - 26"
<p>Inverse clamp</p>	26" turntable overse clamp	10" - 22"
	26" turntable inverse clamp	16" - 28"

*Overse clamp(the tyre 4" smaller)

*Inverse clamp (the tyre 2" bigger)

■ WHEEL BALANCER FOR MOTORCYCLE OPTIONAL ACCESSORIES

6008839 Universal to all Car Wheel Balancers <

Compatible to the motorcycle wheel diameter more than 14mm,when you choose the motorcycle balance mode, the extended gauge is needed.





















6008838 Universal to all Car Wheel Balancers <

Applied to the motorcycle wheels which is no bearing in the center hole of the wheel and the diameter of the center hole must go over 19mm.It is much easier and faster for mounting a wheel.



BRIGHT OPTIONAL ACCESSORY TABLE




















OPTIONAL ACCESSORIES

Picture	No	Model	Code	Name	Scope	Purpose
	01	OT-20	5309016	Crowbar Cover	Fit all the car tire changers.	High strength nylon material protect the rim when change the tire, especially avoid the alloy aluminum rim from being damaged when demounting and mounting.
	02	OT-24	5999017	Crowbar Cover		
	03	BT-4	5509015	Demount head cover	Fit all the car tire changers.	After the accessories to protect the demount head adopts the ABS material, the demount head will not contact directly with the rim to avoid the damage to the rim for the mistake of operation.
	04		5509014	Demount tail washer		
	05	CT-A	5509018	Blade cover	Fit all the car tire changers.	The nylon blade cover can protect the rim when braking. To avoid the blade being damaged for being pressed for contact the side wall of the tire.
	06	KT-4	5509019	Jaw cover	Fit all the car tire changers.	Avoid the external edge of the rim from being directly contacted with the steel jaw when clamping to better protect the aluminum alloy rim.
	07	YT-A	5509022	Tire press assist device	Fit all the car tire changers.	Assist the press on the bead to make the mount of the tire conveniently, especially the stiff tire.
	08	KH	6008837	Demount head quick change tool	Fit all the car tire changers.	Fast adjust the angle of the demount head to the rim to great increase the efficiency of demount and mount the tire.
	09	ST-4	5509299	Plastic demount head	Fit all the car tire changers.	1. Protect the aluminum alloy rim. 2. Avoid the damage to the tire when demount.
	10	ST-4-1	5509020	Plastic demount head assy	Fit all the car tire changers.	
	11	MC-4	5509021	Motorcycle demount head	Fit all the car tire changers.	Special demount head designed for the special characteristic of the motorcycle rim.
	12	MJ-B	6008831	Motorcycle adaptor	Fit all the car tire changers.	Use when clamp the motorcycle rim. Can fast adjust the clamp direction.
	13	LC588 04.30.00		Plastic demount head	LC588	When clamping the rim, protect the rim from being directly contacted with the steel jaw to better protect the aluminum alloy rim.
		F590.04.01		Plastic demount head assy		
		F590.04.02	6001688	Nylon jaw cover		
	14	F590.04.01	6001770	Nylon bar	LC590	When clamping the rim, protect the rim from being directly contacted with the steel jaw to better protect the aluminum alloy rim.
				590 extension jaw for truck tire changer		
	15	LC590-VS-52 LC590.00.32.00	6008832	590 extension jaw for truck tire changer	LC590	Use to clamp the large center hole rim, convenient to change.

>> www.worldright.com

OPTIONAL ACCESSORIES


BRIGHT OPTIONAL ACCESSORY TABLE

Picture	No	Model	Code	Name	Scope	Purpose
	16	F590.03.00.00	5509298	Press roller	LC590	press the tire
	17	DK-W-01	6008835	Calliper	Fit all the wheel balancers.	Balance the tire without the center hole. Adjust the relative position of the jaw by directly measure the hole distance.
			6008836	Universal adaptor	Fit all the wheel balancers with \varnothing 36 balancer shaft	
	18	B-WJ.03	6008835	Calliper	Fit all the wheel balancers.	Balance the tire without the center hole. Adjust the relative position of the jaw by directly measure the hole distance.
			6009062	Universal adaptor	Fit all the wheel balancers with \varnothing 40 balancer shaft	
	19	SK-A	6008834	Four-hole adaptor	Fit all the wheel balancers with \varnothing 36 balancer shaft	Special adaptor for the design of the special Iwaco rim.
	20	ZK-A	6008833	Weight stick scale	Fit all the wheel balancers.	Use for the ALU mode. Accurately mark the weight position and add the weight.
	21	MJ-I	6008838 cplfj.01.00	\varnothing 36 Motorcycle Adaptor	Fit all the wheel balancers with \varnothing 36 balancer shaft	Compatible to the motorcycle wheel diameter more than 19mm,when you choose the motorcycle balance mode, the extended gauge is needed.
	22		6009060 CER-L02.00	\varnothing 40 Motorcycle Adaptor	Fit all the wheel balancers with \varnothing 40 balancer shaft	
	23		6008839 M-LJ03.00	\varnothing 36 Motorcycle Adaptor	Fit all the wheel balancers with \varnothing 36 balancer shaft	Compatible to the motorcycle wheel diameter more than 14mm,when you choose the motorcycle balance mode, the extended gauge is needed.
	24	MJ-II	6009061 M-LJ04.00.00	\varnothing 40 Motorcycle Adaptor	Fit all the wheel balancers with \varnothing 40 balancer shaft	
	25	B-J01	6008841	Tire lift	Fit all the wheel balancers.	Assist to lift the tire to the turnable to save the man power.
	26	B-L02	6009254	Tire lift	Fit all the car wheel balancers.	
	27	B-P-02.20.00		Adapter hand assembly	CB4608	Help to fix the tire without the center hole
	28	B-P-02.13A	6000378	Iwaco flange	Fit all the wheel balancers.	external diameter
	29	OST1000.00.18	6008842	\varnothing 36 ex-largo cone	Fit all the wheel balancers with \varnothing 36 balancer shaft	Big Termination Size
						Small Termination Size
						Height
	30	B-P-03.20	6009060	\varnothing 40 ex-largo cone	Fit all the wheel balancers with \varnothing 40 balancer shaft	20mm

>> www.worldright.com

OPTIONAL ACCESSORIES ASSIST ARMS

The catalogue is for reference only. If not consistent, pls follow actual machines.




P.330A

Designation 8951/8971/LC895A/8971A

P.330A is a simple structure and economical helper which can handle stiff, low, width wheel with tool case, it usually match A335 (except semi-automatic machine) or choose head pressing device or other accessories to finish the operation.

Packing Data

- | Packing Size without Wood Case 1280×550×500mm
- | Net Weight 70kg
- | Gross Weight 120kg
- | Volume 0.725m³
- | Quantity in 20' Container 68
- | Quantity in 40' Container 144



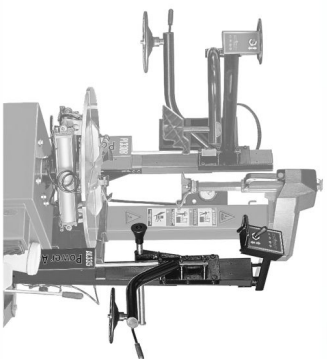
P.330B

Designation LC895A/8951TA

P.330B is a simple structure and economical helper which can handle stiff, low, width wheel with tool case, it usually match A335 (except semi-automatic machine) or choose head pressing device or other accessories to finish the operation.

Packing Data

- | Packing Size without Wood Case 1280×550×500mm
- | Net Weight 70kg
- | Gross Weight 120kg
- | Volume 0.725m³
- | Quantity in 20' Container 68
- | Quantity in 40' Container 144



A.335

Designation 8951/8971/8981TA/LC895A

A.335 is a helper which only can be combined with P.330 in machine to finish head, stiff wheel operation. It can not equip in the machine simply.

Packing Data


- | Packing Size without Wood Case 1340×550×450mm
- | Net Weight 116kg
- | Gross Weight 170kg
- | Volume 0.736m³
- | Quantity in 20' Container 80
- | Quantity in 40' Container 170

Note: Can be combined with P.330A or P.330B

➤ www.worldbright.com

OPTIONAL ACCESSORIES ASSIST ARMS

The catalogue is for reference only. If not consistent, pls follow actual machines.




A.320A

Designation 8951/8971A

A.320A is a small type of helper which combining from P.330 and A.335, it can equip in any automatic tyre changer in our factory.

Packing Data

- | Packing Size without Wood Case 1280×550×450mm
- | Net Weight 70kg
- | Gross Weight 110kg
- | Volume 0.67m³
- | Quantity in 20' Container 32
- | Quantity in 40' Container 68




A.320B

Designation LC895A/8951TA

A.320B is a small type of helper which combining from P.330 and A.335, it can equip in any automatic tyre changer in our factory.

Packing Data

- | Packing Size without Wood Case 1280×550×450mm
- | Net Weight 70kg
- | Gross Weight 110kg
- | Volume 0.67m³
- | Quantity in 20' Container 32
- | Quantity in 40' Container 68



A.320C

Designation LC897/8971T

A.320C is a small type of helper which combining from P.330 and A.335, it can equip in any automatic tyre changer in our factory.

Packing Data

- | Packing Size without Wood Case 1280×550×450mm
- | Net Weight 70kg
- | Gross Weight 110kg
- | Volume 0.67m³
- | Quantity in 20' Container 32
- | Quantity in 40' Container 68

➤ www.worldbright.com





HC1550A

TIRE CHANGERS FOR AIRPLANE



- HC1550A**
Features Introduction:
- Specially designed for modern meridian tire, including Michelin A340-500 and A330 AIRx NZS.
 - Equipped with special facility to different size tires.
 - Two methods of operating: control panel and wireless remote control.
 - Low noise, without noise of passing.
 - Fully Electric, pneumatic and hydraulic control.
 - Special design ensures no damage to plane tire.
 - Hydraulic oil container, with volume of 7 liters.
 - Standard hydraulic, pneumatic and electric components from main global supplier.

Specifications	
➤ Rim Diameter	14--42"
➤ Gearbox Motor	2.4/3.0kw 380V-3ph 50Hz(60valse speed)
➤ Hydraulic Pump Motor	1.5kw 380V-3ph 50Hz
➤ Operating Pressure	0-130bar
➤ Pneumatic Supply Pressure	8-10bar
➤ Noise level	<70db

➤ www.worldbright.com



HC1550B

TIRE CHANGERS FOR AIRPLANE



- HC1550B**
Specifications
- | Suitable for all sizes of commercial plane tire (meridian), from 42-17x18 to diameter" and with 23.5."
 - | Outline Size 3200x 2500x 1800mm (length*width*height)
 - | Frame RAL1015 (blue), pressing arm RAL1003 (Yellow)
 - | Power supply 5.5kw, 3phase AC. Both voltage and frequency rate according to local requirements. Please specify in the order.
 - | Facilities of the clamping, lifting and moving are hydraulically controlled.
 - | The machine is required to be fixed on the ground, connected with main power supply.

➤ www.worldbright.com





TECHNICAL FEATURE

SWING ARM CAR TIRE CHANGER

Motorcycle tire changer

Model	Max wheel Diameter	Machine weight	Rim width	Power	Inside Clamp	Outside Clamp	Rotation speed	Page
M806	960mm	175kg	3-10"	0.75-1.1kw	/	6"-24"	7rpm	01

Swing arm car tire changer

Model	Max wheel Diameter	Machine weight	Rim width	Power	Inside Clamp	Outside Clamp	Rotation speed	Page
LC810	960mm	190kg	3-12"	0.75-1.1kw	12-22"	10-18"	7rpm	02
LC810G	1000mm	175kg	4-12"	0.75-1.1kw	12-24"	10-20"	7rpm	03
LC890	1250mm	230kg	3-15"	0.75-1.1kw	12-24"	10-20"	7rpm	04
890T	1250mm	230kg	3-15"	0.75-1.1kw	12-24"	10-20"	7rpm	05

Tilt-back car tire changer

Model	Max wheel Diameter	Machine weight	Rim width	Power	Inside Clamp	Outside Clamp	Rotation speed	Page
LC885A	1040mm	240kg	3-12"	0.75-1.1kw	12-24"	10-20"	7rpm	06
887T	1030mm	280kg	3-15"	0.8-1.1kw	13-26"	10-24"	7-13rpm	07
885T/A	1040mm	240kg	3-12"	0.75-1.1kw	12-24"	10-20"	7rpm	08
895T+PL330A+AL335	1200mm	355kg	4-15"	0.75-1.1kw	15-26"	13-24"	7rpm	09-10
897T+PL330A+AL335	1200mm	360kg	4-15"	0.75-1.1kw	17-26"	14-26"	7rpm	11-12

Full automatic car tire changer

Model	Max wheel Diameter	Machine weight	Rim width	Power	Inside Clamp	Outside Clamp	Rotation speed	Page
898T/A	1200mm	584kg	5-15"	0.8-1.2kw	14-28"	\	7-13rpm	13-14
898E	980mm	305kg	5-14"	0.8-1.1kw	13-24"	\	7rpm	15-16



» www.worldbright.com



TECHNICAL FEATURE

WWW.WORLDBRIGHT.COM

Truck tire changer

Model	Max wheel Diameter	Machine weight	Wheel width	Power	Internal Clamp	Rotation speed	Working pressure	Page
LC588	1500mm	561kg	760mm	1.8kw	14-26"	≈ 6	150bar	19
LC586	1280mm	610kg	700mm	1.8kw	13-26"	≈ 6.5	150bar	20
LC590	2200mm	987kg	1100mm	2.4/3.0kw	14-56"	≈ 4.2&8.5	150bar	21
LC589	1400mm	510kg	600mm	1.1kw	13-26"	≈ 6.5	150bar	22
LC596	2590mm	1500kg	1400mm	3.2/4.0kw	14-58"	≈ 6&12	150bar	23

Car wheel balancer

Model	Max wheel Diameter	Machine weight	Wheel width	Power	Load Capacity	Rotation speed	Accuracy	Page
CB910G8	1000mm	110kg	20"	0.25kw	65kg	200rpm	±10	25
CB953B	1000mm	125kg	20"	0.25kw	70kg	200rpm	±10	26
CB956B	1200mm	137kg	20"	0.25kw	75kg	200rpm	±10	27-28
CB958B	1200mm	143kg	20"	0.25kw	75kg	200rpm	±10	29-30
CB968B	1200mm	164kg	20"	0.25kw	75kg	200rpm	±10	31-32

Truck wheel balancer

Model	Max wheel Diameter	Machine weight	Wheel width	Power	Load Capacity	Rotation speed	Accuracy	Page
CB448B	1200mm	269.5kg	20"	0.55kw	200kg	100/200rpm	±10/±10g	33-34
CB460B	1200mm	269.5kg	20"	0.55kw	200kg	100/200rpm	±10/±10g	35-36

» www.worldbright.com





BRIGHT

www.worldbright.com



TRUCK SERIES WHEEL BALANCER



MOTORCYCLE SERIES WHEEL BALANCER



ENGINEER VEHICLE WHEEL BALANCER



CAR SERIES WHEEL BALANCER



China Bright Technology Co.,LTD.

www.worldbright.com